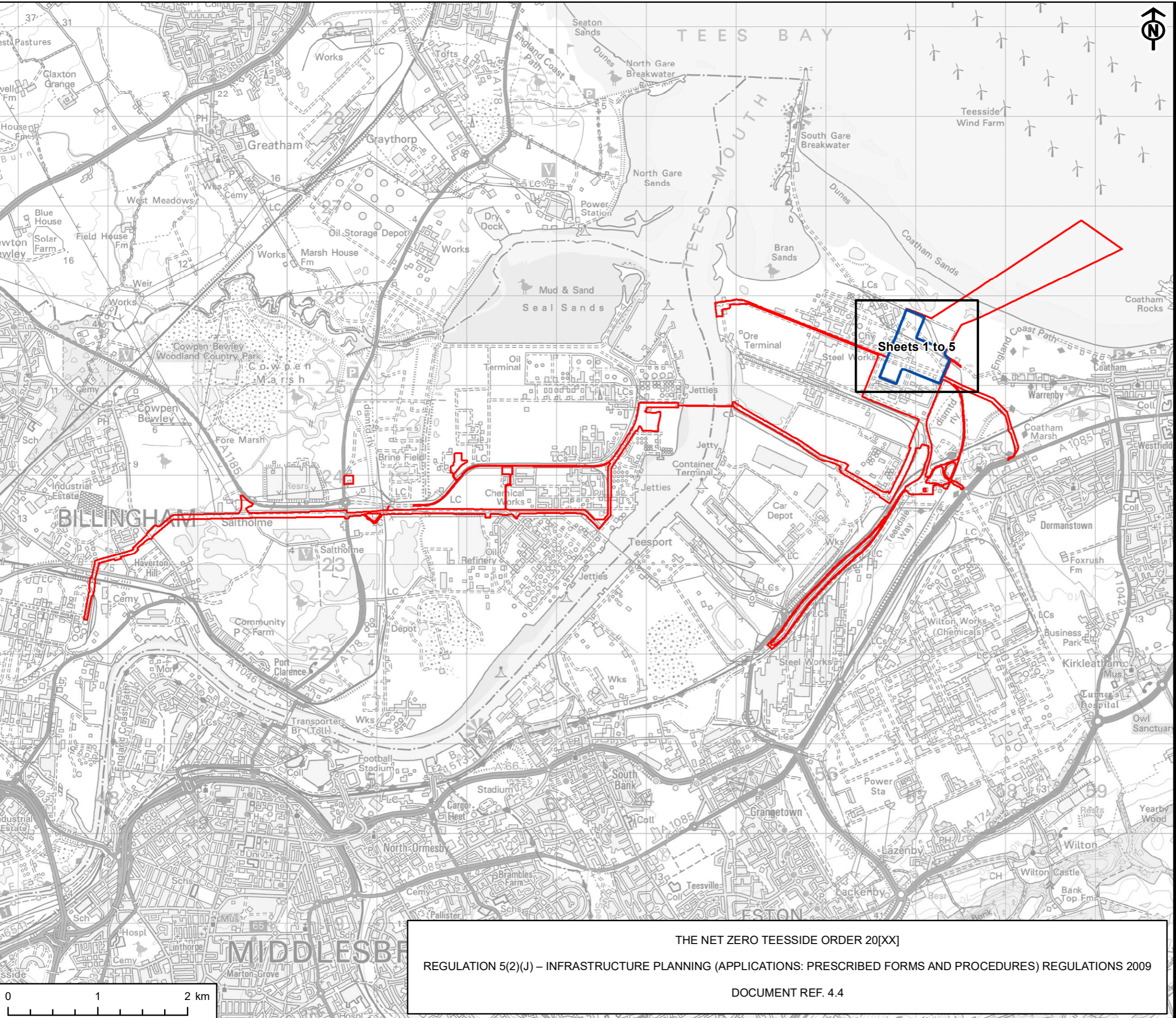


Project Management Initials: RL Designer: LC Checked: IC Approved: RL

Scale @ A3 1:40,000



AECOM

PROJECT
NET ZERO TEESSIDE PROJECT

APPLICANTS
NZN POWER LTD. AND NZNS STORAGE LTD.

KEY

- Order Limits (Site Boundary)
- Detailed Sheet Number - Work No. 1 - Electricity Generating Station
- Areas within which each Work Number may be constructed:
- Work No. 1 - Electricity Generating Station - Overall Area

TITLE
WORKS PLAN. KEY PLAN
DOCUMENT REF. 4.4
WORK NUMBER 1 - ELECTRICITY GENERATING STATION

REFERENCE
NZN_MAR23_DCO_4.4_v6

SHEET NUMBER
1 of 10

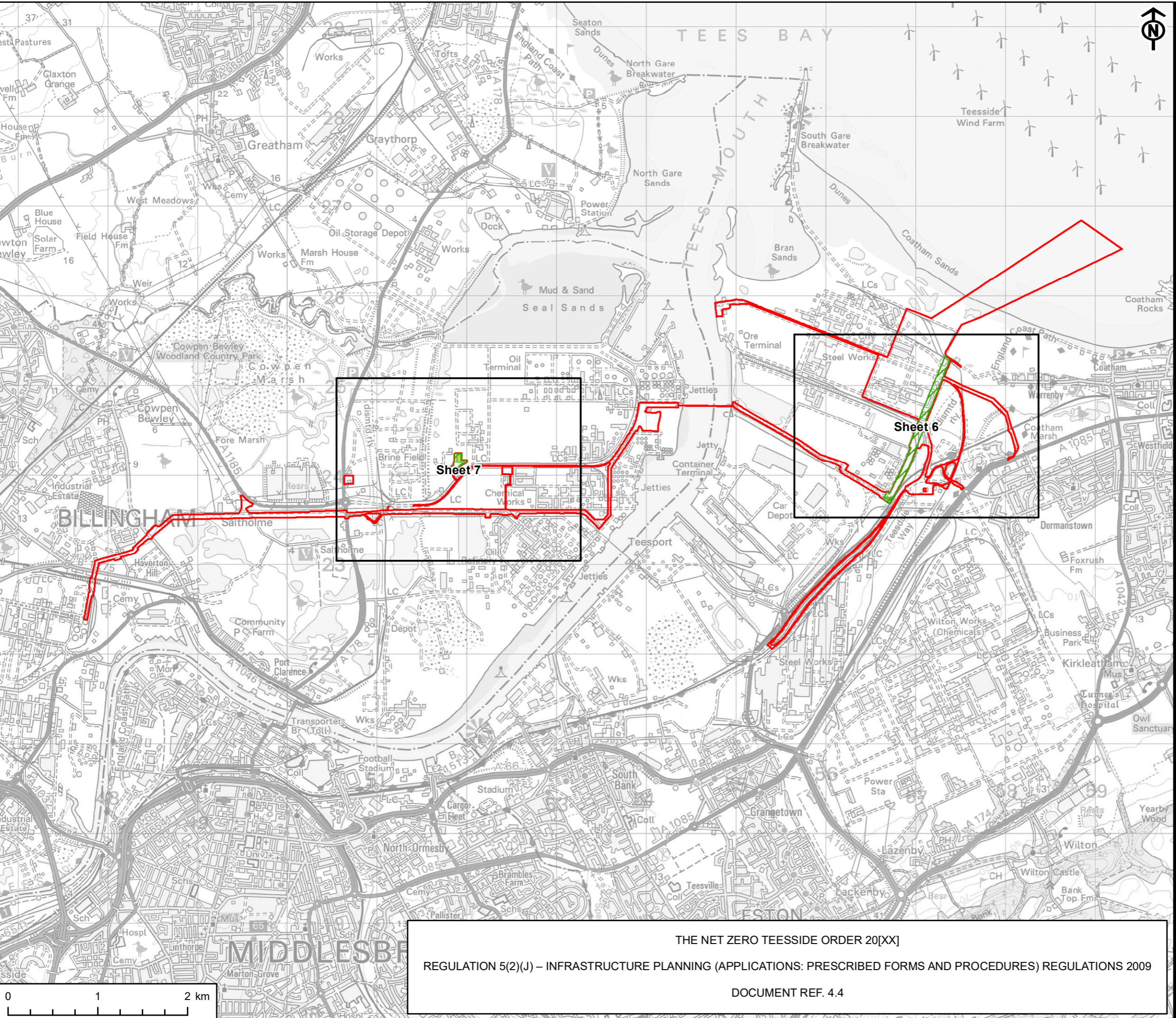
DATE
MARCH 2023

THE NET ZERO TEESSIDE ORDER 20[XX]
REGULATION 5(2)(J) – INFRASTRUCTURE PLANNING (APPLICATIONS: PRESCRIBED FORMS AND PROCEDURES) REGULATIONS 2009
DOCUMENT REF. 4.4





This drawing has been produced for the use of AECOM's client. It may not be used, modified or relied upon by third parties, except as agreed by AECOM or as required by law. AECOM accepts no responsibility, and denies any liability whatsoever, to any party that uses or relies upon this drawing without AECOM's express written consent. All dimensions are indicative and in metres unless otherwise noted. Do not scale this document.

Project Management Initials: RL Designer: LC Checked: IC Approved: RL

Scale @ A3 1:40,000



APPLICANTS
 NZT POWER LTD. AND NZNS STORAGE LTD.

- KEY
-  Order Limits (Site Boundary)
 -  Detailed Sheet Number - Work No. 2 - Gas Connection Works
 - Areas within which each Work Number may be constructed:
 -  Work No. 2A - Underground High Pressure Gas Pipeline
 -  Work No. 2B - Above Ground Installations

TITLE
 WORKS PLAN. KEY PLAN
 DOCUMENT REF. 4.4
 WORK NUMBER 2 - GAS CONNECTION WORKS

REFERENCE
 NZT_MAR23_DCO_4.4_v6

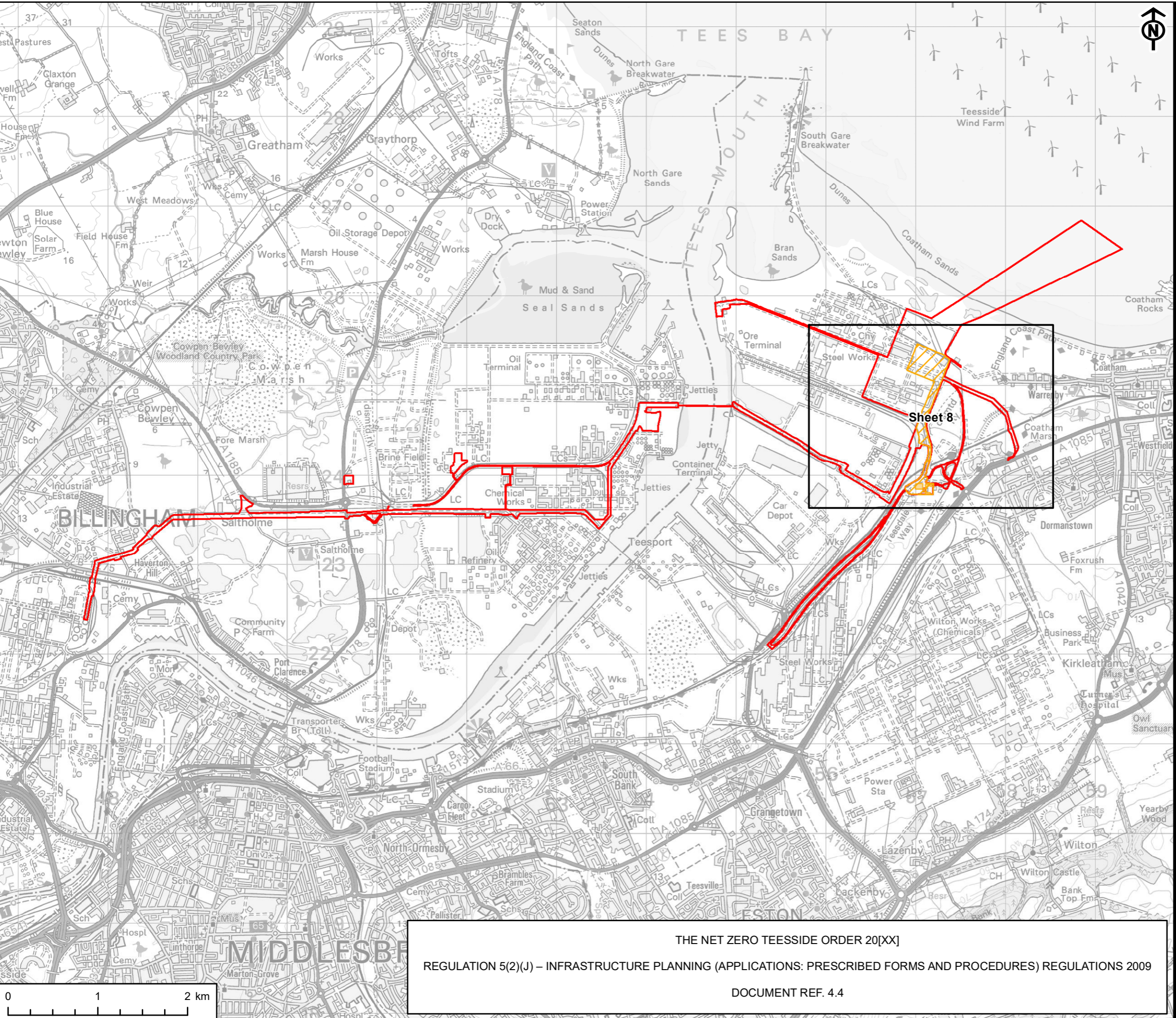
SHEET NUMBER DATE
 2 of 10 MARCH 2023

THE NET ZERO TEESSIDE ORDER 20[XX]
 REGULATION 5(2)(J) – INFRASTRUCTURE PLANNING (APPLICATIONS: PRESCRIBED FORMS AND PROCEDURES) REGULATIONS 2009
 DOCUMENT REF. 4.4

This drawing has been produced for the use of AECOM's client. It may not be used, modified or relied upon by third parties, except as agreed by AECOM or as required by law. AECOM accepts no responsibility, and denies any liability whatsoever, to any party that uses or relies upon this drawing without AECOM's express written consent. All dimensions are indicative and in metres unless otherwise noted. Do not scale this document.

Project Management Initials: RL Designer: LC Checked: IC Approved: RL

Scale @ A3 1:40,000



AECOM

PROJECT
NET ZERO TEESIDE PROJECT

APPLICANTS
NZN POWER LTD. AND NZNS STORAGE LTD.

KEY

- Order Limits (Site Boundary)
- Detailed Sheet Number - Work No. 3 - Electrical Connection Works
- Areas within which each Work Number may be constructed:
 - Work No. 3A - Electrical Connection
 - Work No. 3B - Electrical Substation Works

TITLE
WORKS PLAN. KEY PLAN
DOCUMENT REF. 4.4
WORK NUMBER 3 - ELECTRICAL CONNECTION WORKS

REFERENCE
NZN_MAR23_DCO_4.4_v6

SHEET NUMBER
3 of 10

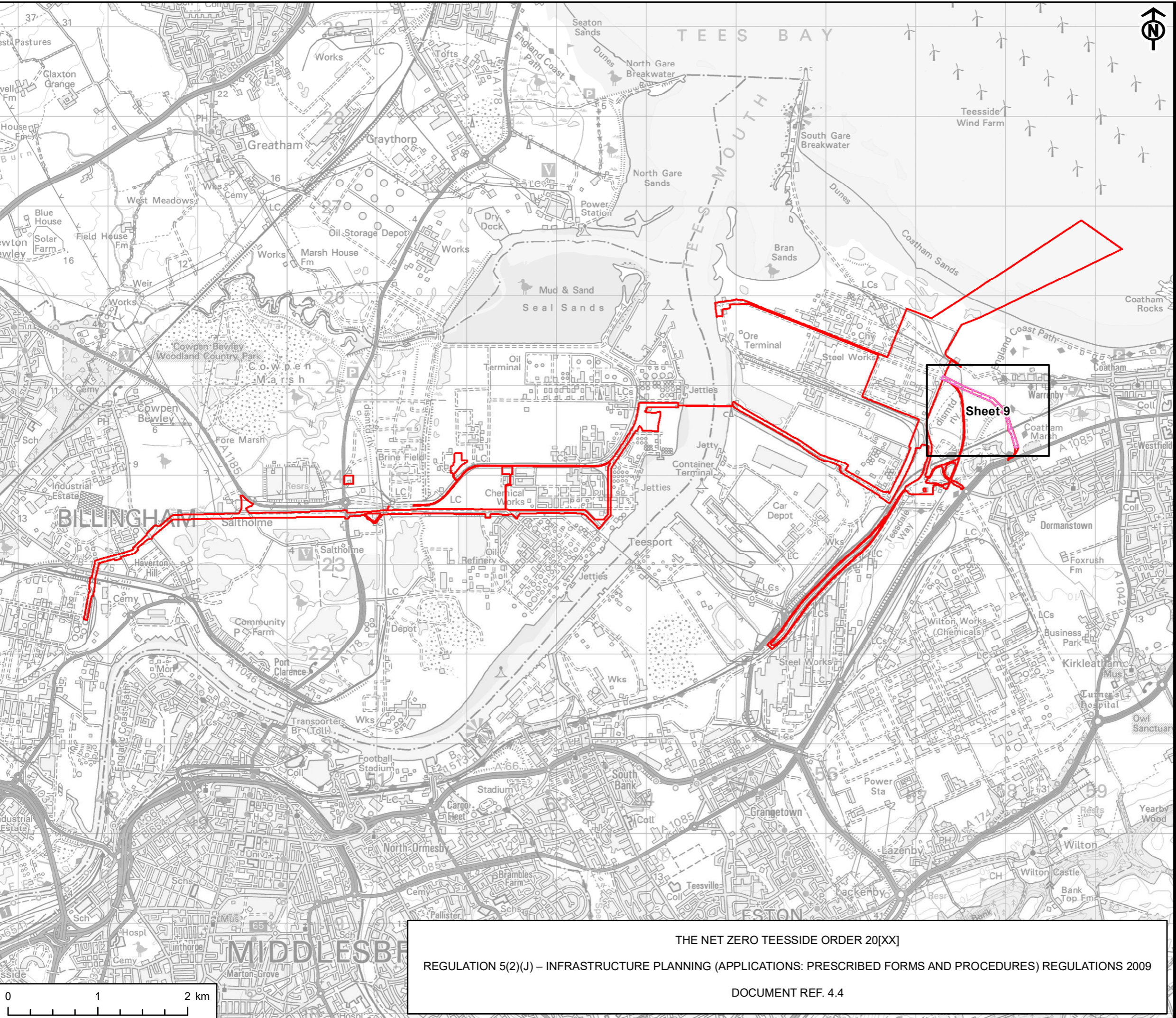
DATE
MARCH 2023

REGULATION 5(2)(J) – INFRASTRUCTURE PLANNING (APPLICATIONS: PRESCRIBED FORMS AND PROCEDURES) REGULATIONS 2009
DOCUMENT REF. 4.4

This drawing has been produced for the use of AECOM's client. It may not be used, modified or relied upon by third parties, except as agreed by AECOM or as required by law. AECOM accepts no responsibility, and denies any liability whatsoever, to any party that uses or relies upon this drawing without AECOM's express written consent. All dimensions are indicative and in metres unless otherwise noted. Do not scale this document.

Project Management Initials: RL Designer: LC Checked: IC Approved: RL

Scale @ A3 1:40,000



AECOM

PROJECT
NET ZERO TEESIDE PROJECT

APPLICANTS
NZN POWER LTD. AND NZNS STORAGE LTD.

KEY

- Order Limits (Site Boundary)
- Detailed Sheet Number - Work No. 4 - Water Supply Connection Works

Areas within which each Work Number may be constructed:

- Work No. 4 - Water Supply Connection Works - Freshwater Connection

TITLE
WORKS PLAN. KEY PLAN
DOCUMENT REF. 4.4
WORK NUMBER 4 - WATER SUPPLY CONNECTION WORKS

REFERENCE
NZN_MAR23_DCO_4.4_v6

SHEET NUMBER
4 of 10

DATE
MARCH 2023

REGULATION 5(2)(J) – INFRASTRUCTURE PLANNING (APPLICATIONS: PRESCRIBED FORMS AND PROCEDURES) REGULATIONS 2009
DOCUMENT REF. 4.4

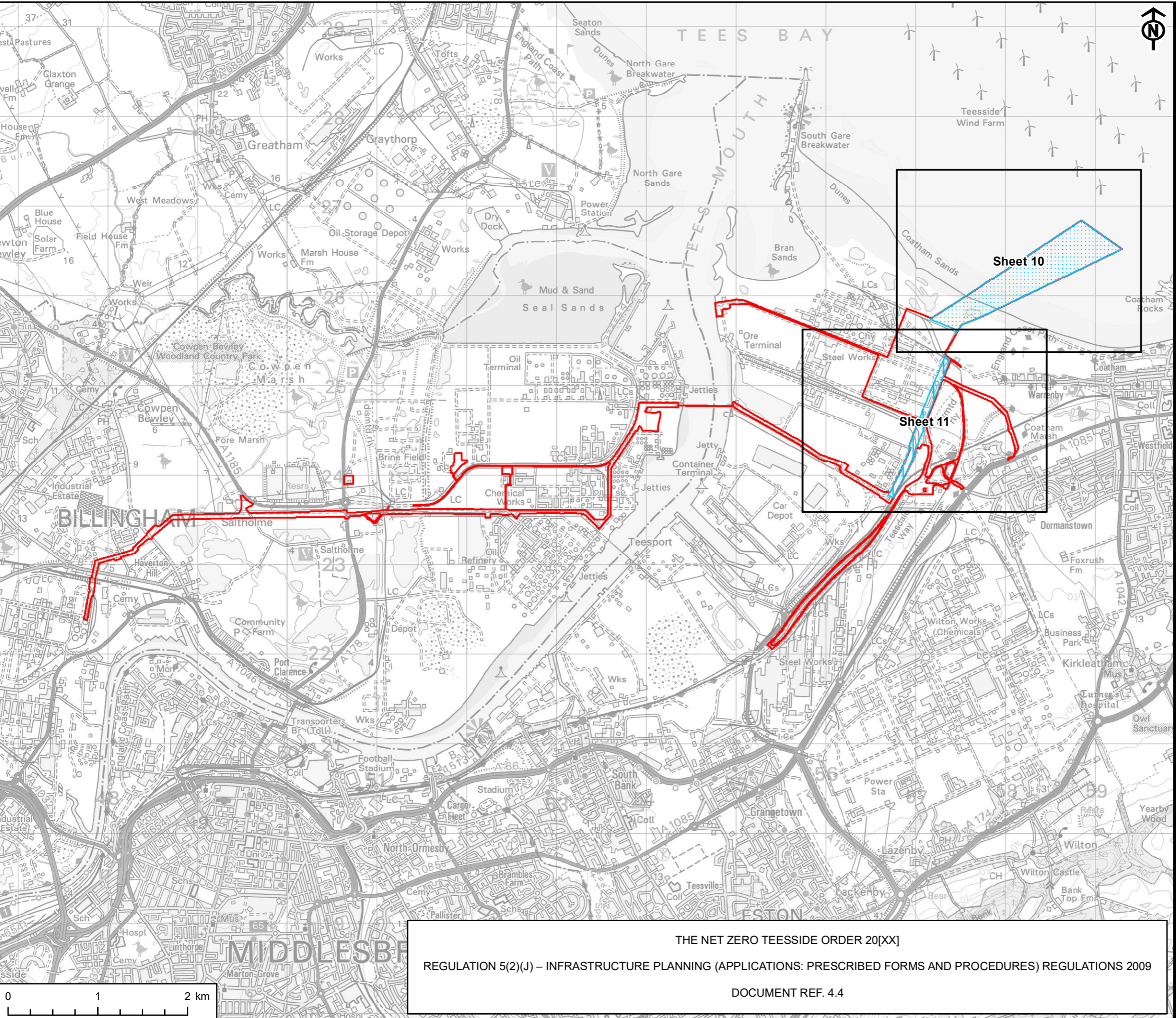
0 1 2 km

Contains Ordnance Survey Data © Crown copyright and database rights 2023 Ordnance Survey 0100031673





This drawing has been produced for the use of AECOM's client. It may not be used, modified or relied upon by third parties, except as agreed by AECOM or as required by law. AECOM accepts no responsibility, and denies any liability whatsoever, to any party that uses or relies upon this drawing without AECOM's express written consent. All dimensions are indicative and in metres unless otherwise noted. Do not scale this document.

Project Management Initials: RL Designer: LC Checked: IC Approved: RL

Scale @ A3 1:40,000



APPLICANTS
 NZT POWER LTD. AND NZNS STORAGE LTD.

- KEY
-  Order Limits (Site Boundary)
 -  Detailed Sheet Number - Work No. 5 - Wastewater Disposal Works
 - Areas within which each Work Number may be constructed:
 -  Work No. 5B - Wastewater Disposal Works - Replacement Outfall
 -  Work No. 5C - Wastewater Disposal Works - Pipeline Connections to Bran Sands

TITLE
 WORKS PLAN. KEY PLAN
 DOCUMENT REF. 4.4
 WORK NUMBER 5 - WASTEWATER DISPOSAL WORKS

REFERENCE
 NZT_MAR23_DCO_4.4_v6

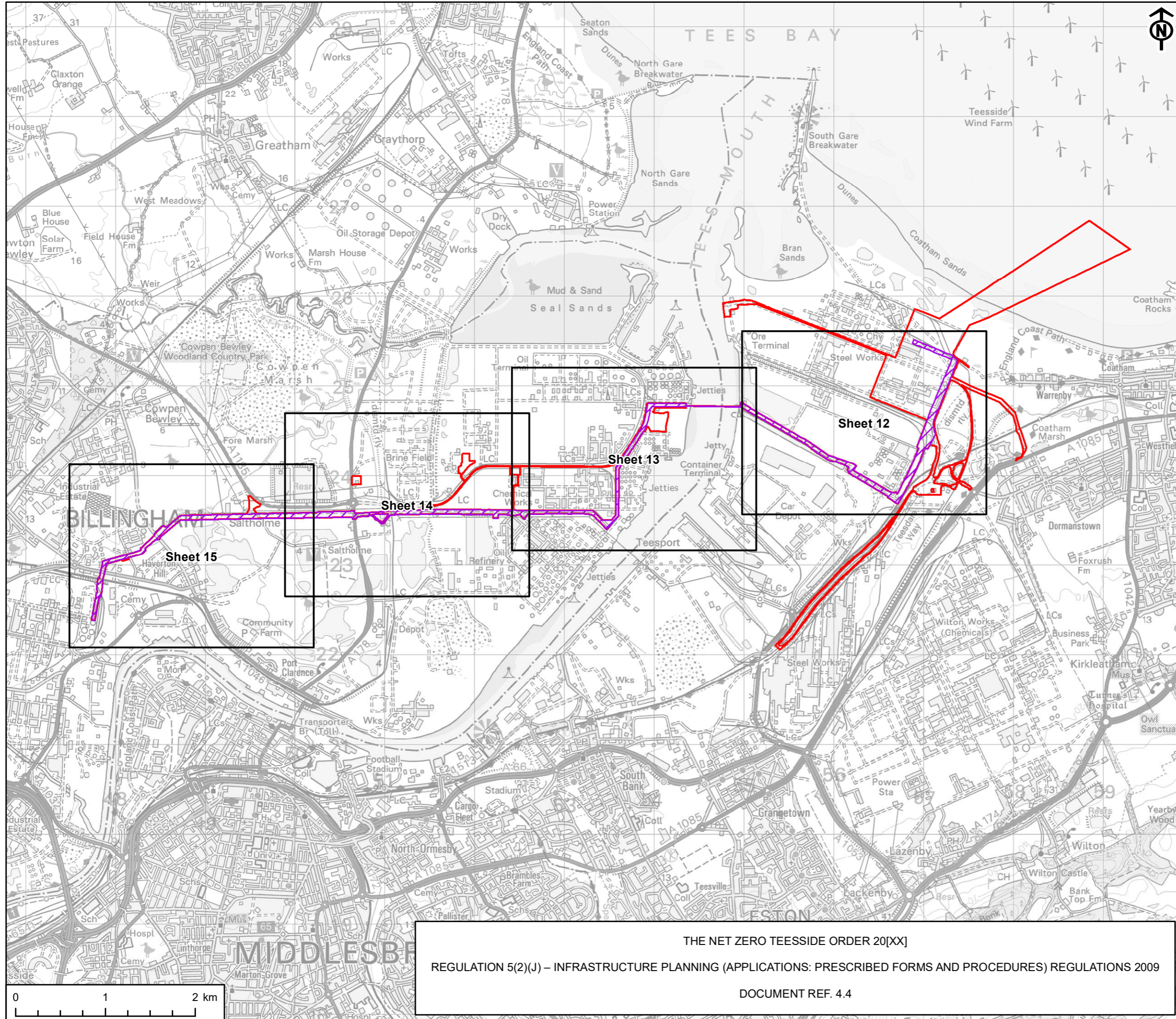
SHEET NUMBER DATE
 5 of 10 MARCH 2023

THE NET ZERO TEESIDE ORDER 20[XX]
 REGULATION 5(2)(J) – INFRASTRUCTURE PLANNING (APPLICATIONS: PRESCRIBED FORMS AND PROCEDURES) REGULATIONS 2009
 DOCUMENT REF. 4.4




This drawing has been produced for the use of AECOM's client. It may not be used, modified or relied upon by third parties, except as agreed by AECOM or as required by law. AECOM accepts no responsibility, and denies any liability whatsoever, to any party that uses or relies upon this drawing without AECOM's express written consent. All dimensions are indicative and in metres unless otherwise noted. Do not scale this document.

Project Management Initials: RL Designer: LC Checked: IC Approved: RL

Scale @ A3 1:40,000



APPLICANTS
 NZT POWER LTD. AND NZNS STORAGE LTD.

- KEY
-  Order Limits (Site Boundary)
 -  Detailed Sheet Number - Work No. 6 - Carbon Dioxide Gathering Network - Option 3
 - Areas within which each Work Number may be constructed:
 -  Work No. 6 - Carbon Dioxide Gathering Network - Option 3 (Sembcorp Tunnel)

TITLE
 WORKS PLAN. KEY PLAN
 DOCUMENT REF. 4.4
 WORK NUMBER 6-3 - CARBON DIOXIDE GATHERING NETWORK - OPTION 3

REFERENCE
 NZT_MAR23_DCO_4.4_v6

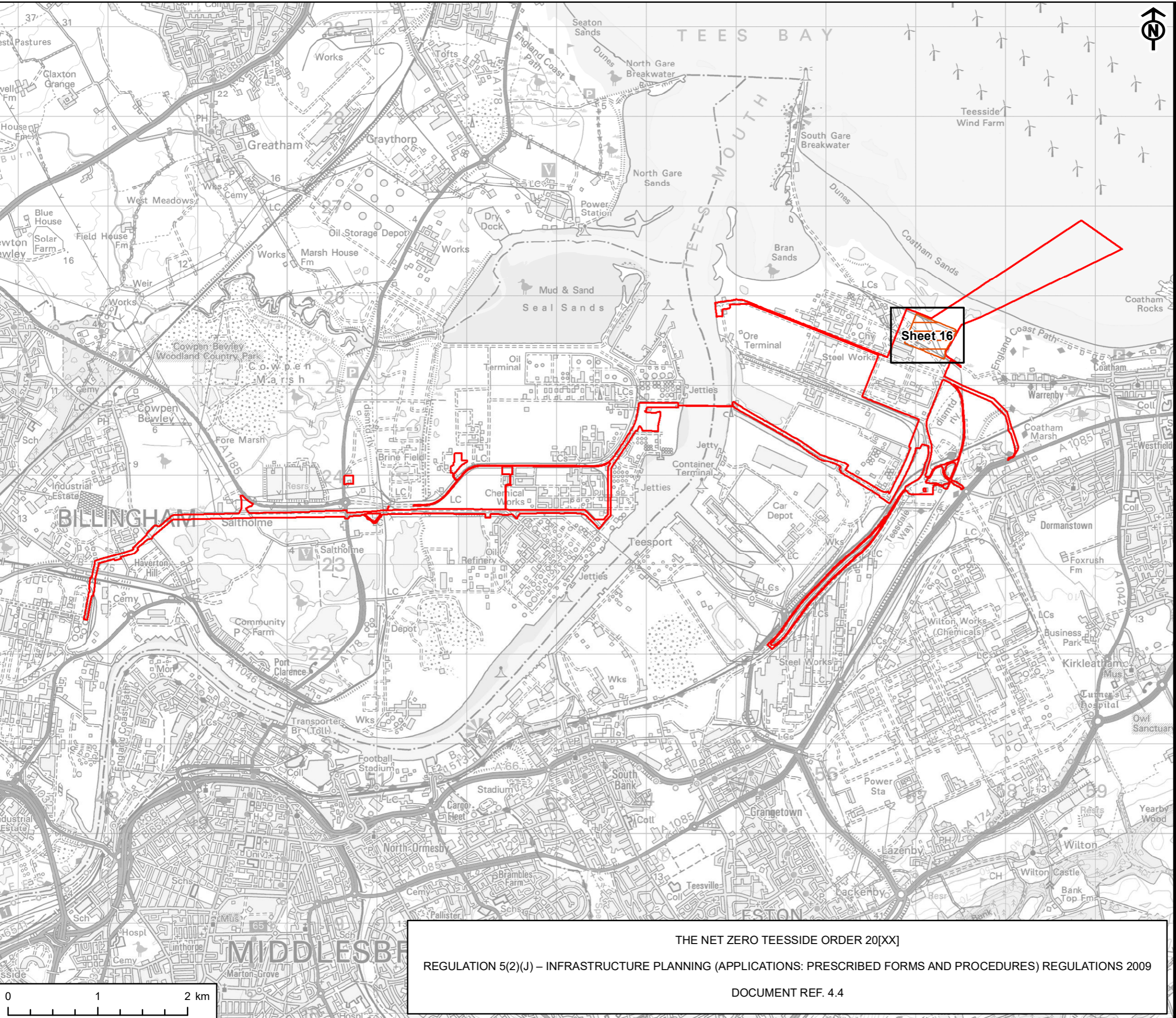
SHEET NUMBER DATE
 6 of 10 MARCH 2023

THE NET ZERO TEESIDE ORDER 20[XX]
 REGULATION 5(2)(J) – INFRASTRUCTURE PLANNING (APPLICATIONS: PRESCRIBED FORMS AND PROCEDURES) REGULATIONS 2009
 DOCUMENT REF. 4.4

This drawing has been produced for the use of AECOM's client. It may not be used, modified or relied upon by third parties, except as agreed by AECOM or as required by law. AECOM accepts no responsibility, and denies any liability whatsoever, to any party that uses or relies upon this drawing without AECOM's express written consent. All dimensions are indicative and in metres unless otherwise noted. Do not scale this document.

Project Management Initials: RL Designer: LC Checked: IC Approved: RL

Scale @ A3 1:40,000



AECOM

PROJECT
NET ZERO TEESSIDE PROJECT

APPLICANTS
NZZ POWER LTD. AND NZNS STORAGE LTD.

KEY

- Order Limits (Site Boundary)
- Detailed Sheet Number - Work No. 7 - High Pressure Carbon Dioxide Compression Station
- Areas within which each Work Number may be constructed:
- Work No. 7 - High Pressure Carbon Dioxide Compression Station

TITLE
WORKS PLAN. KEY PLAN
DOCUMENT REF. 4.4
WORK NUMBER 7 - HIGH PRESSURE CARBON DIOXIDE COMPRESSION STATION

REFERENCE
NZZ_MAR23_DCO_4.4_v6

SHEET NUMBER
7 of 10

DATE
MARCH 2023

REGULATION 5(2)(J) – INFRASTRUCTURE PLANNING (APPLICATIONS: PRESCRIBED FORMS AND PROCEDURES) REGULATIONS 2009
DOCUMENT REF. 4.4

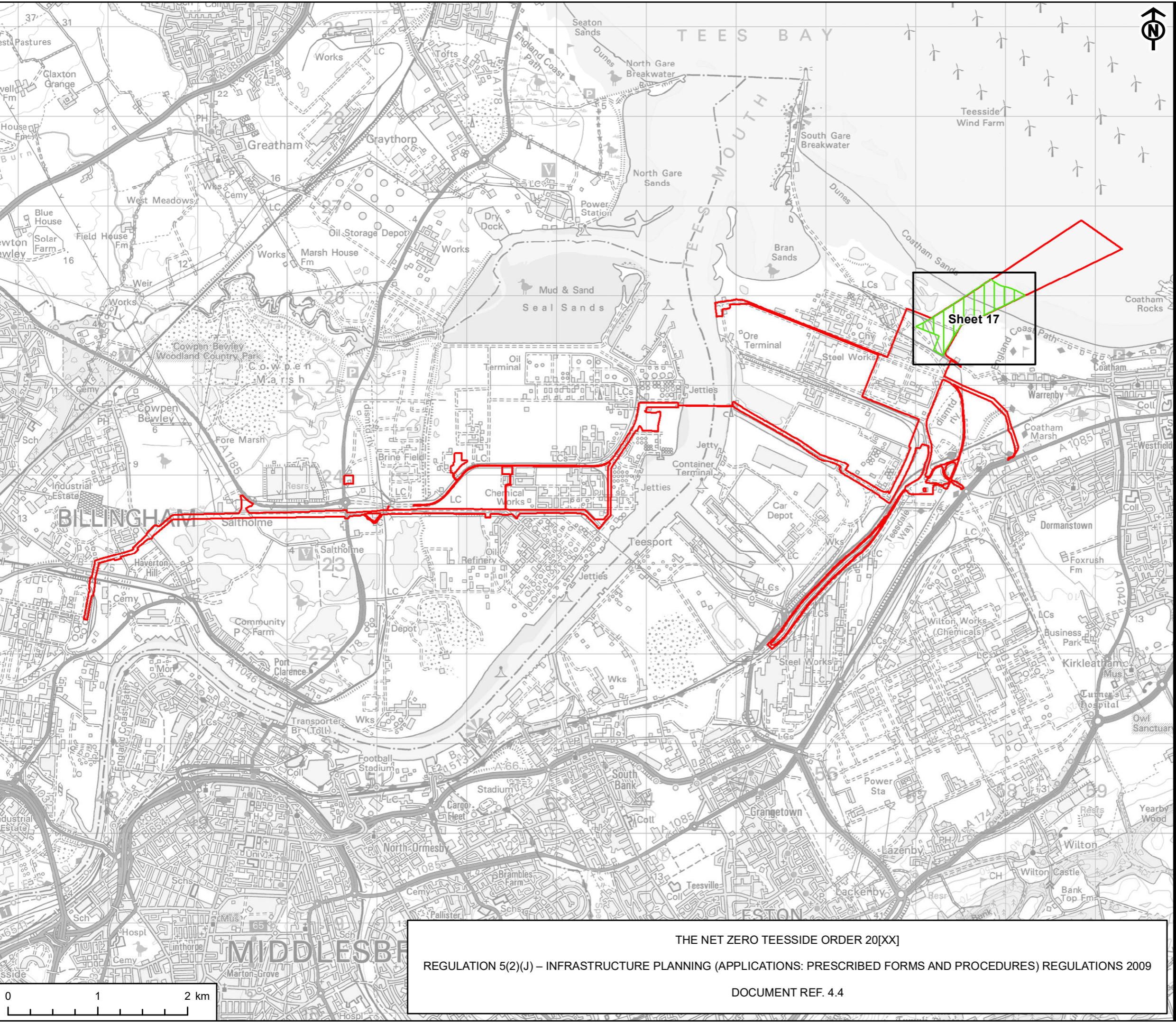
0 1 2 km

Contains Ordnance Survey Data © Crown copyright and database rights 2023 Ordnance Survey 0100031673

This drawing has been produced for the use of AECOM's client. It may not be used, modified or relied upon by third parties, except as agreed by AECOM or as required by law. AECOM accepts no responsibility, and denies any liability whatsoever, to any party that uses or relies upon this drawing without AECOM's express written consent. All dimensions are indicative and in metres unless otherwise noted. Do not scale this document.

Project Management Initials: RL Designer: LC Checked: IC Approved: RL

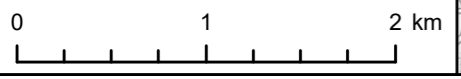
Scale @ A3 1:40,000



- KEY
- Order Limits (Site Boundary)
 - Detailed Sheet Number - Work No. 8 - High Pressure Carbon Dioxide Export Pipeline
 - Areas within which each Work Number may be constructed:
 - Work No. 8 - High Pressure Carbon Dioxide Export Pipeline

Sheet 17

THE NET ZERO TEESSIDE ORDER 20[XX]
REGULATION 5(2)(J) – INFRASTRUCTURE PLANNING (APPLICATIONS: PRESCRIBED FORMS AND PROCEDURES) REGULATIONS 2009
DOCUMENT REF. 4.4



TITLE
WORKS PLAN. KEY PLAN
DOCUMENT REF. 4.4
WORK NUMBER 8 - HIGH PRESSURE
CARBON DIOXIDE EXPORT PIPELINE

REFERENCE
NZN_MAR23_DCO_4.4_v6

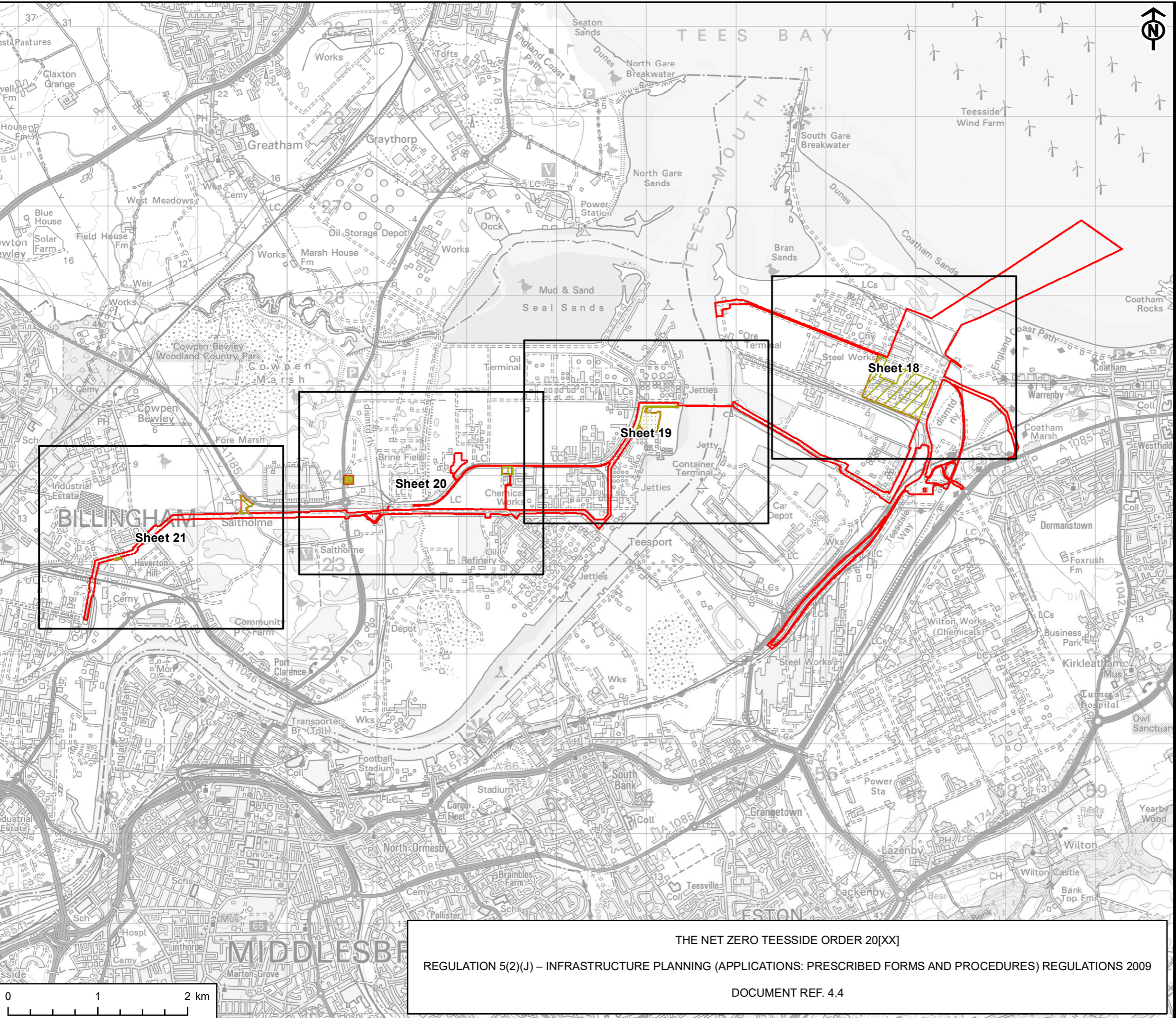
SHEET NUMBER
8 of 10

DATE
MARCH 2023

This drawing has been produced for the use of AECOM's client. It may not be used, modified or relied upon by third parties, except as agreed by AECOM or as required by law. AECOM accepts no responsibility, and denies any liability whatsoever, to any party that uses or relies upon this drawing without AECOM's express written consent. All dimensions are indicative and in metres unless otherwise noted. Do not scale this document.

Project Management Initials: RL Designer: LC Checked: IC Approved: RL

Scale @ A3 1:40,000



AECOM

PROJECT
NET ZERO TEESIDE PROJECT

Net Zero Teesside

APPLICANTS
NZE POWER LTD. AND NZNS STORAGE LTD.

KEY

- Order Limits (Site Boundary)
- Detailed Sheet Number - Work No. 9 - Temporary Construction and Laydown Areas

Areas within which each Work Number may be constructed:

- Work No. 9A - Temporary Construction and Laydown Area - Teesworks Laydown
- Work No. 9B - Temporary Construction and Laydown Area - Navigator Terminal and Seal Sands
- Work No. 9C - Temporary Construction and Laydown Area - INEOS
- Work No. 9D - Temporary Construction and Laydown Area - Saltholme Welfare
- Work No. 9E - Temporary Construction and Laydown Area - Saltholme Laydown & Access
- Work No. 9F - Temporary Construction and Laydown Area - Haverton Hill Laydown / Welfare

TITLE
WORKS PLAN. KEY PLAN
DOCUMENT REF. 4.4
WORK NUMBER 9 - TEMPORARY CONSTRUCTION AND LAYDOWN AREAS

REFERENCE
NZE_MAR23_DCO_4.4_v6

SHEET NUMBER
9 of 10

DATE
MARCH 2023

REGULATION 5(2)(J) – INFRASTRUCTURE PLANNING (APPLICATIONS: PRESCRIBED FORMS AND PROCEDURES) REGULATIONS 2009
DOCUMENT REF. 4.4

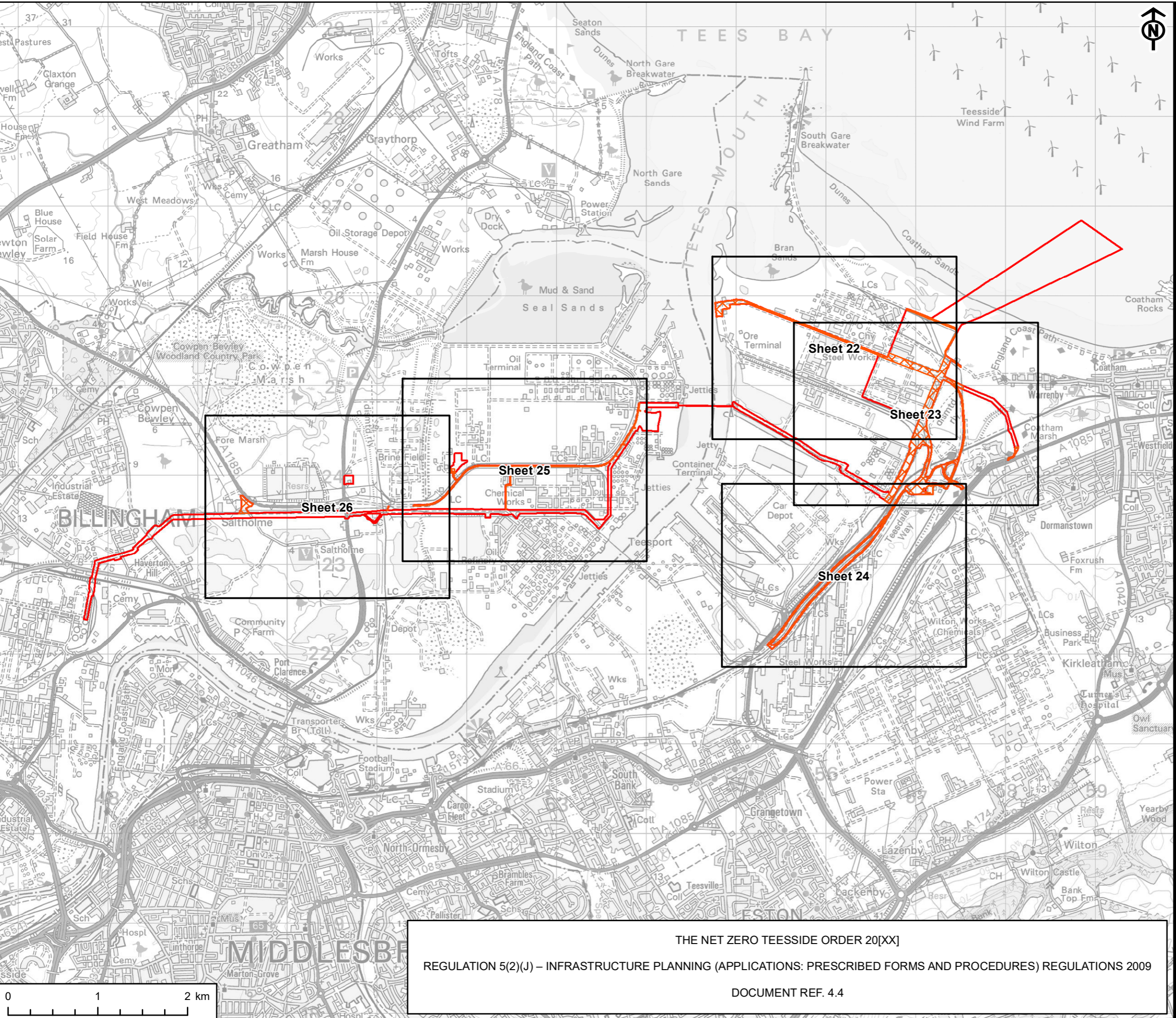
0 1 2 km

Contains Ordnance Survey Data © Crown copyright and database rights 2023 Ordnance Survey 0100031673

This drawing has been produced for the use of AECOM's client. It may not be used, modified or relied upon by third parties, except as agreed by AECOM or as required by law. AECOM accepts no responsibility, and denies any liability whatsoever, to any party that uses or relies upon this drawing without AECOM's express written consent. All dimensions are indicative and in metres unless otherwise noted. Do not scale this document.

Project Management Initials: RL Designer: LC Checked: IC Approved: RL

Scale @ A3 1:40,000



- KEY
- Order Limits (Site Boundary)
 - Detailed Sheet Number - Work No. 10 - Access and Highway Improvements
 - Areas within which each Work Number may be constructed:
 - Work No. 10 - Access and Highway Improvements

THE NET ZERO TEESIDE ORDER 20[XX]
REGULATION 5(2)(J) – INFRASTRUCTURE PLANNING (APPLICATIONS: PRESCRIBED FORMS AND PROCEDURES) REGULATIONS 2009
DOCUMENT REF. 4.4

This drawing has been produced for the use of AECOM's client. It may not be used, modified or relied upon by third parties, except as agreed by AECOM or as required by law. AECOM accepts no responsibility, and denies any liability whatsoever, to any party that uses or relies upon this drawing without AECOM's express written consent. All dimensions are indicative and in metres unless otherwise noted. Do not scale this document.